



ACCOUNT CREATION MANUAL

Table of Contents

Introducing Baliston Health

- About Baliston Health

- Intended Use

 - Users

 - Population

Compatibility Requirements

- Web Interface Requirements

- Mobile Application Requirements

Setup

- Creating Your Account

Using the Mobile Application

- Installing the Baliston Health App

- Logging in to Your Baliston Health App

Using the Web Interface

- Logging in to the Web Interface

- Managing Your Settings

- Managing Health Practitioners' Information

Troubleshooting

- Steps for Your Mov-Scan Pods

- Forgotten Password

Support

- Contact Information

- CE Marking

Purpose of This Manual

This manual provides instructions for creating and managing a user account for the Baliston Health system through the Baliston Health web interface.

It explains how to:

- access the web interface
- create and verify a Baliston Health account
- enable two-factor authentication
- log in to the web interface and mobile application
- manage basic account information

Users must create an account through the web interface before accessing the Baliston Health mobile application or other system features.

Users should read this manual before creating an account to ensure correct setup and secure access to the Baliston Health system.



Introducing Baliston Health

About Baliston Health

The Baliston Health system, developed by Baliston Health, is designed to measure and analyse human mobility. It collects objective biomechanical data related to walking and running using sensor pods placed inside specialised insoles.

The system provides healthcare practitioners with detailed mobility indicators, including spatio-temporal and kinematic gait parameters. These measurements support the evaluation of patient mobility and the monitoring of rehabilitation or performance over time.

Baliston Health is intended to assist healthcare professionals by providing objective gait-related indicators. It does not provide medical diagnoses and should not replace clinical judgment.

Intended Use

Users

Baliston Health is designed for use by professionals who are qualified to perform mobility analysis, including:

- Healthcare practitioners
- Rehabilitation specialists
- Sports performance professionals
- Paramedical professionals

The system may be used in clinical environments such as hospitals, rehabilitation centres, and private practices, as well as in controlled indoor or outdoor environments for mobility monitoring.

Introducing Baliston Health

Population

Baliston Health can be used with adults and children aged 7 years and older, provided that the patient:

- can walk or run depending on the type of analysis performed
- is able to understand and follow simple movement instructions
- wears footwear compatible with Mov-Scan® insoles

The system requires a minimum shoe size of EU 30 (approximately US Kids 12–12.5).



Compatibility Requirements



The Baliston Health platform can be accessed through both a mobile application and a web interface.

Web Interface Requirements

Supported operating systems:

- macOS
- Windows
- Android tablets

Supported web browsers:

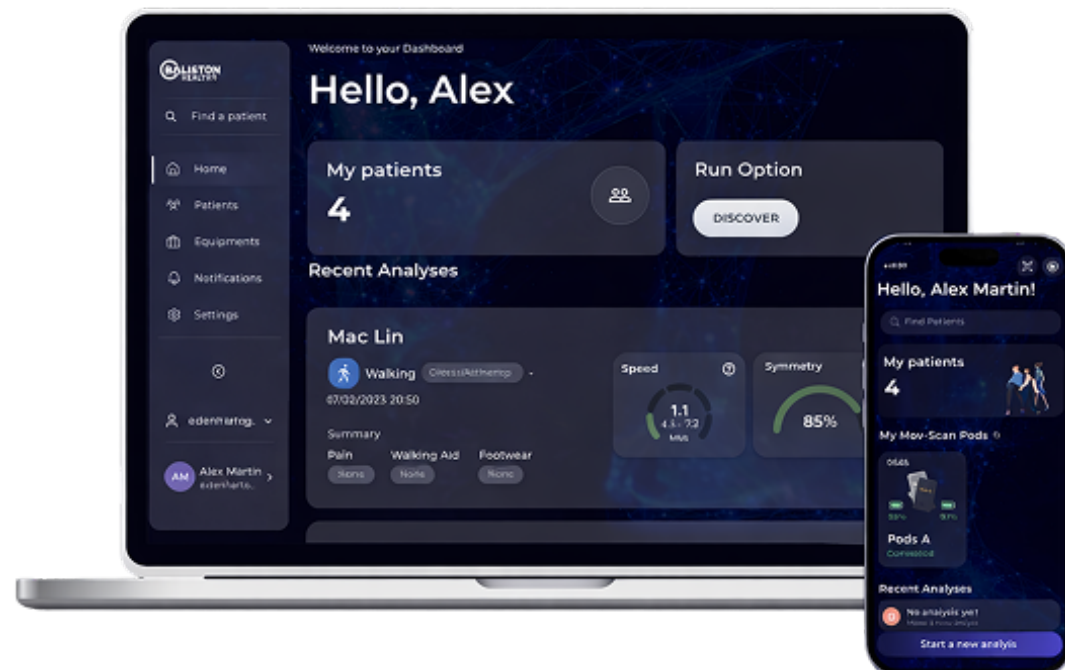
- Google Chrome
- Mozilla Firefox
- Microsoft Edge

Using the latest version of the browser is recommended for optimal performance.

Mobile Application Requirements

The Baliston Health mobile application is compatible with:

- Android devices running Android 8.0 or later
- iOS devices running iOS 16.0 or later



Setup



Creating Your Account

To use the Baliston Health platform, you must first create a user account.

Open the registration page:

<https://dashboard.baliston-health.com/sign-up>



Enter your email address and create a password

Password requirements:

- Minimum of 8 characters
- At least one uppercase letter
- At least one lowercase letter
- At least one number
- At least one special character

Enter the verification code sent to your email address.

Complete the required personal information to finalize your account

Using the Mobile Application



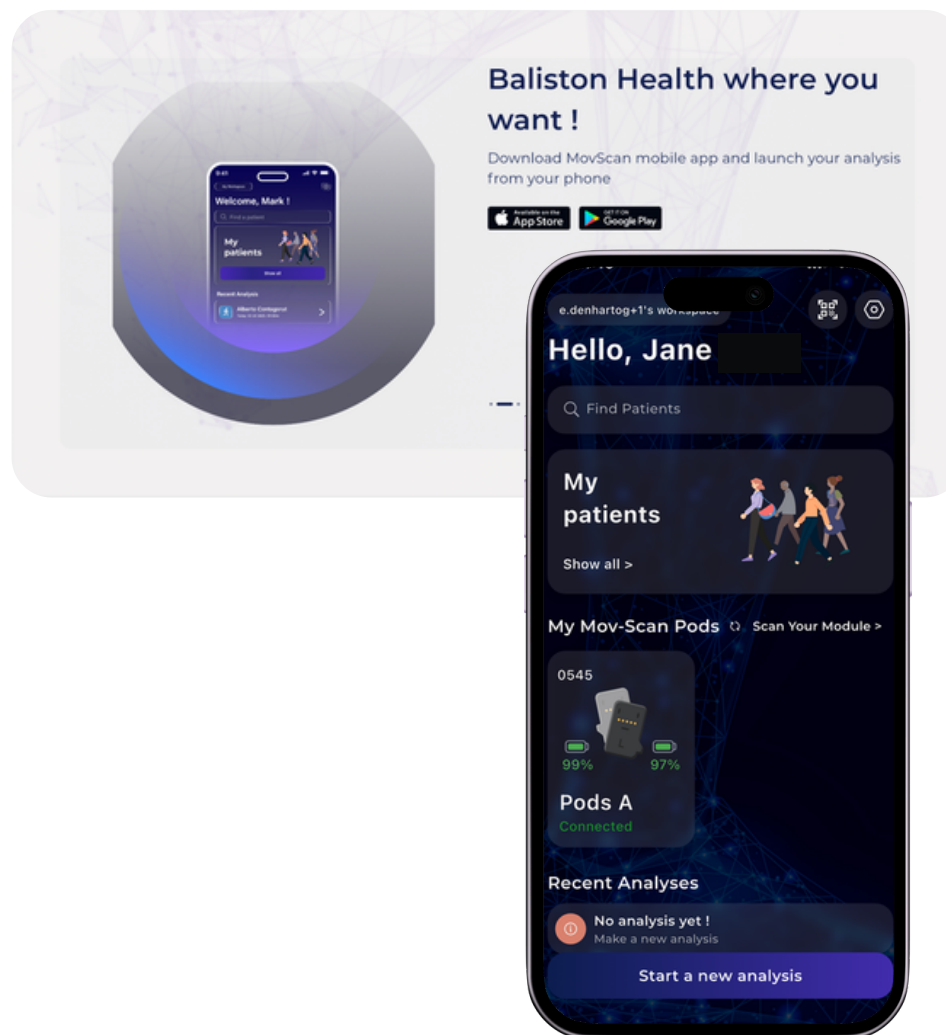
Installing the Baliston Health App

The Baliston Health mobile application is used to perform mobility analyses and manage Mov-Scan®Pods.

1. Open the application store on your mobile device
2. Search for Baliston Health
3. Download and install the application
4. Or download here: [Baliston Health Mobile App](#)

The Baliston Health application is compatible with:

- Android devices running Android 8.0 or later
- iOS devices running iOS 16.0 or later



The Baliston Health platform supports both light and dark display modes. This manual is presented in dark mode, but all features and navigation are identical in light mode.


Using the Mobile Application

Logging in to the Baliston Health App



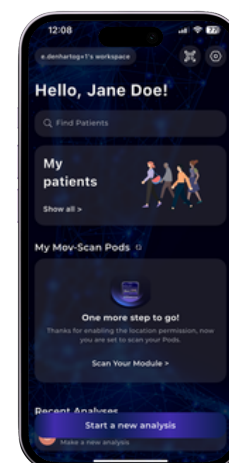
Open the Baliston Health application on your mobile device

Enter the email address and password associated with your account



Log in

You will be redirected to your Baliston Health dashboard



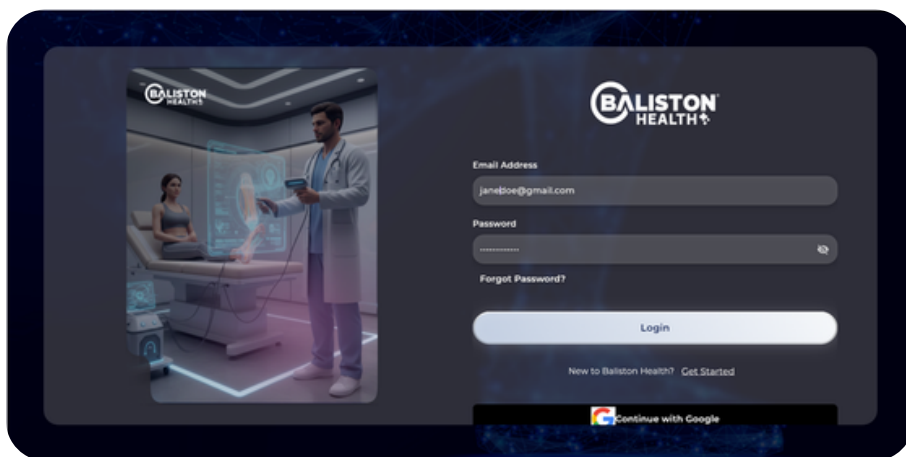
Using the Web Interface

Logging in to the Web Interface



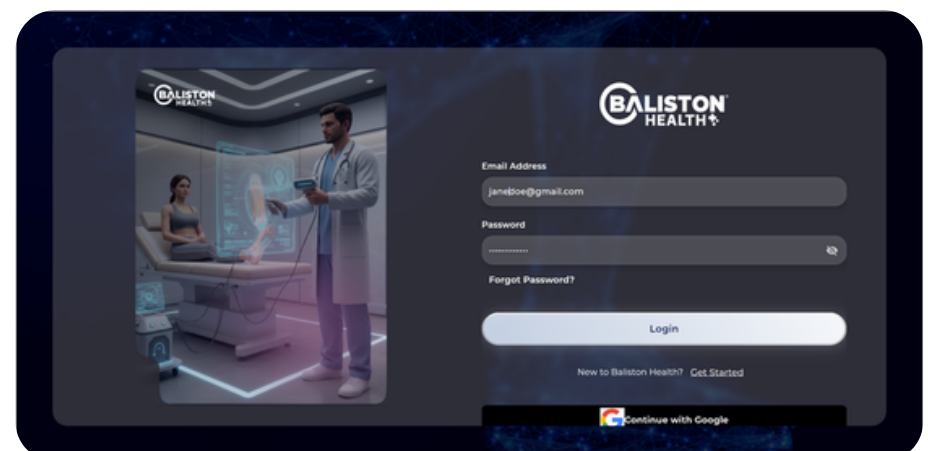
Navigate to the Baliston Health platform in your web browser: [Baliston Health Sign In Page](#)

Enter the email address and password associated with your account



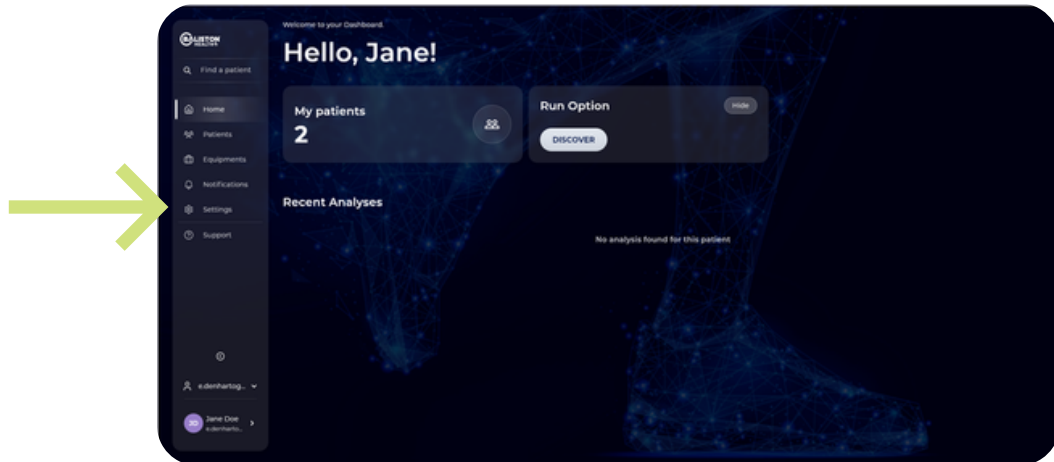
Login

If two-factor authentication is enabled, you will be prompted to enter the verification code generated by your authentication application



Managing Your Account Information

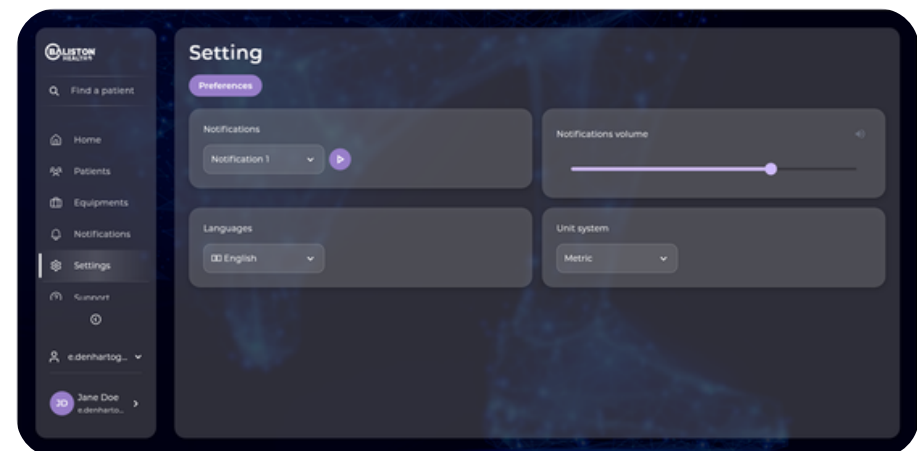
Managing Your Settings



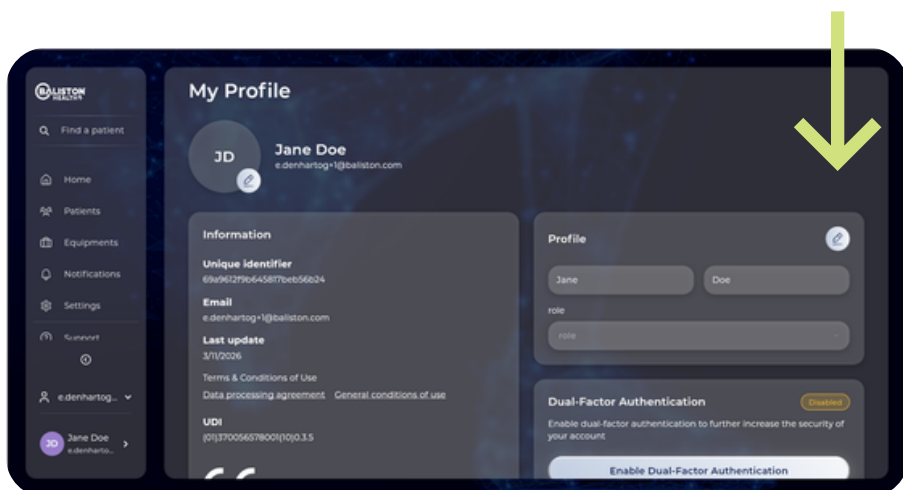
Open the Setting view in the left-hand side menu

In this view it is possible to change your settings relating to

- Notifications
- Notifications Sound
- Language
- Units



Managing Health Practitioners' Information



In your account menu, under the 'profile section' section, click the pen icon to update the relevant practitioner information.

Troubleshooting



Steps for Your Pods and Sensors



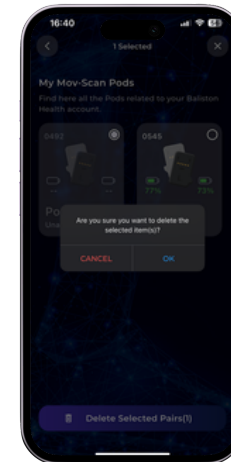
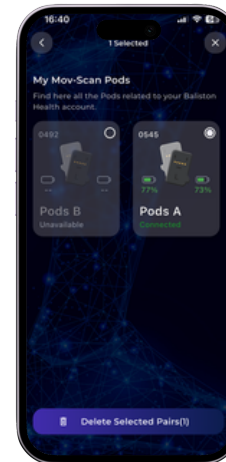
Ensure foot stability during analysis

At the start and end

- both feet flat and on the ground
- Tablet or mobile phone close to the insoles

If issues continue:
Remove and Re-add the Pods in
the App

See pg 23 of the User Manual



Operating Conditions:



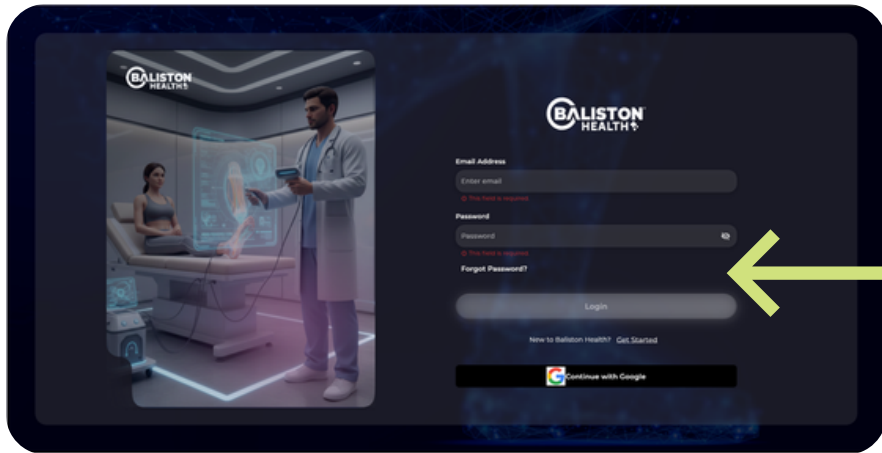
1. Ensure a stable Internet connection

1. Maintain Bluetooth proximity:
Keep the device close to the tablet/mobile with the installed App

1. Avoid interference from other devices: turn off Bluetooth on Nearby devices to avoid connection interference

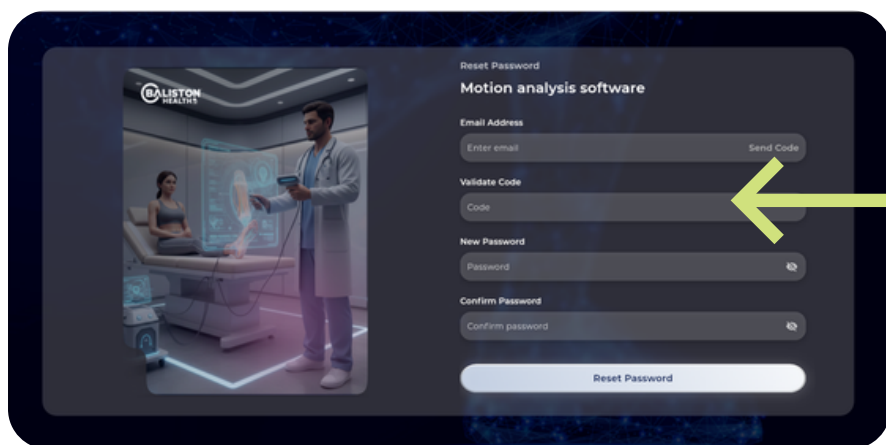
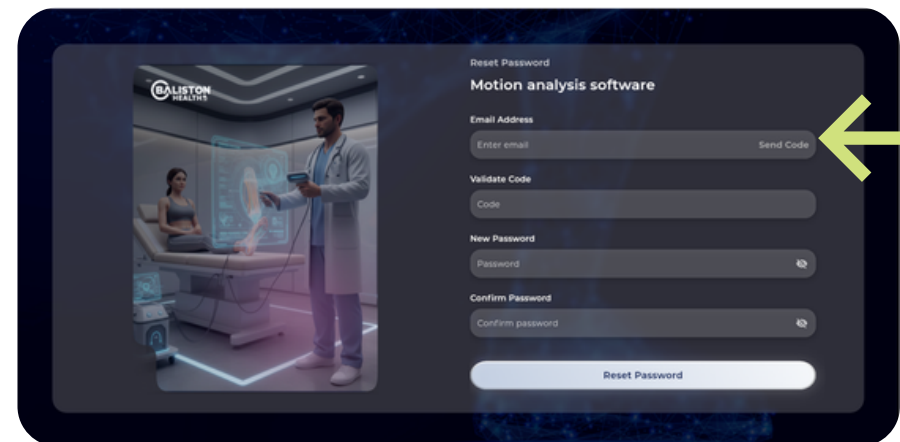
Troubleshooting

Forgotten Password



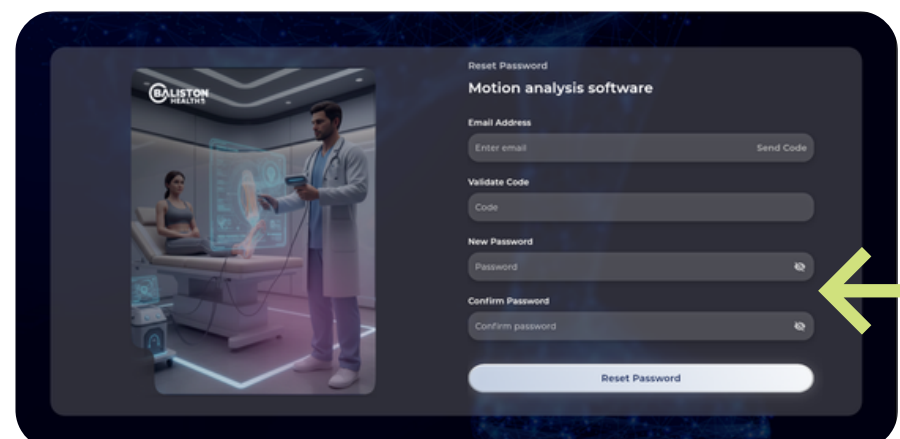
If you have forgotten your password, click 'Forgot password?'

Enter your email address and click 'send code'



Enter the code received in your email inbox

Change your password to a new, secure password and confirm it



Support

Full information is available on: <https://www.baliston-health.com/customer-support>

Contact

For technical support or product inquiries:

Baliston Health

France

+33 (0)3 55 40 91 55

United States

+1 720 798 4452

Email

contact@baliston-health.com

Vigilance / incident reporting

Vigilance@baliston-health.com

Support

CE Marking



Date of CE marking: TBD

REF BAHE001-FPT00

UDI-DI: 3700565774633

0476



Zhortech S.A.S
7 Rue de Planislas
Place Stanislas
54000 Nancy
France